







































 Campeonato Brasileiro Loterias CAIXA de Ginástica Rítmica - Categoria: Juvenil e Pré-Infantil *Event subtitle*


Individual exercises — Juvenil Nível II — All-Around ○ ● † ‡



















Place	Surname	Name	Repr.	Year	Level	Coach	○				●				†				‡				Σ
							DB	DA	D	#	DB	DA	D	#	DB	DA	D	#	DB	DA	D	#	
							E	P	Total		E	P	Total		E	P	Total		E	P	Total		
1.	SILVA	Sophia	RS	2007	II	GNU	3.1	4.4	7.50	2	3.1	5.7	8.80	3	3.0	6.3	9.30	3	3.3	4.2	7.50	2	53.600
							5.300	0	12.800		4.750	0.10	13.450		5.000	0	14.300		5.550	0	13.050		
2.	NASCIMENTO	Julia	PR	2006	II	UNOPAR	2.7	4.8	7.50	8	2.0	5.8	7.80	12	2.9	6.5	9.40	1	3.2	3.5	6.70	5	50.350
							4.850	0.40	11.950		3.500	0	11.300		5.650	0	15.050		5.350	0	12.050		
3.	DINIZ	Renata	MG	2008	II	GRM	2.9	3.9	6.80	1	3.2	4.2	7.40	7	3.3	4.1	7.40	5	3.2	2.2	5.40	7	50.100
							6.200	0	13.000		4.700	0.10	12.000		6.300	0	13.700		6.000	0	11.400		
4.	ALVARENGA	Julia Gabrielly	SP	2007	II	P.M. Pindamonhangaba	2.8	3.4	6.20	9	2.7	5.3	8.00	1	3.2	5.8	9.00	9	2.9	3.0	5.90	15	48.550
							5.650	0	11.850		5.800	0	13.800		4.300	0	13.300		3.750	0.05	9.600		
5.	AMARAL	Laura	MG	2006	II	GRM	1.9	2.8	4.70	59	2.8	5.3	8.10	2	3.7	3.6	7.30	4	4.1	3.3	7.40	1	47.900
							2.600	1.20	6.100		5.550	0	13.650		6.550	0	13.850		6.900	0	14.300		
6.	TOLEDO	Ana Isabel	MG	2006	II	GRM	2.7	3.2	5.90	7	2.2	3.6	5.80	30	2.8	5.0	7.80	8	3.4	2.7	6.10	3	47.050
							6.350	0	12.250		3.550	0.30	9.050		5.750	0	13.550		6.100	0	12.200		
7.	GUIMARÃES	Talita	DF	2007	II	SESI Taguatinga	2.4	4.3	6.70	4	2.1	5.3	7.40	6	3.0	4.8	7.80	11	2.3	2.7	5.00	22	46.300
							5.750	0	12.450		4.750	0	12.150		4.750	0	12.550		4.150	0	9.150		
8.	CASTRO	Maria Eduarda	SP	2008	II	FAE Osasco	2.3	2.1	4.40	30	2.4	4.7	7.10	5	3.2	5.9	9.10	2	2.7	3.2	5.90	10	45.850
							4.600	0.10	8.900		5.100	0	12.200		5.350	0	14.450		4.450	0.05	10.300		
9.	BEDUSCHI	Isadora Lucia	SC	2008	II	AGIBLU	2.7	4.1	6.80	3	1.6	6.3	7.90	14	3.0	5.0	8.00	10	2.5	2.4	4.90	27	44.800
							5.850	0.05	12.600		2.950	0.10	10.750		4.750	0.05	12.700		3.850	0	8.750		
10.	SANTANA	Eloah	MG	2008	II	GRM	2.3	3.5	5.80	11	1.7	3.2	4.90	16	2.5	3.5	6.00	13	3.1	1.6	4.70	21	43.850
							5.700	0	11.500		5.650	0	10.550		6.500	0	12.500		4.600	0	9.300		
11.	PEREIRA	Beatriz	SP	2007	II	SERC	3.2	3.6	6.80	12	2.3	5.7	8.00	17	2.9	5.1	8.00	15	2.1	3.2	5.30	24	43.400
							4.650	0	11.450		2.500	0	10.500		4.400	0	12.400		3.750	0	9.050		
12.	MORAES	Maria Fernanda	RJ	2006	II	AABB Tijuca	2.9	2.5	5.40	19	2.7	5.1	7.80	13	2.4	4.3	6.70	23	3.2	2.9	6.10	9	43.350
							5.100	0	10.500		3.000	0.05	10.750		4.650	0	11.350		4.650	0	10.750		
13.	MATIAS	Beatriz	MG	2006	II	GRM	2.9	2.7	5.60	16	2.3	4.1	6.40	10	3.6	4.0	7.60	18	3.2	1.7	4.90	35	42.350
							5.000	0	10.600		5.250	0	11.650		4.400	0	12.000		3.800	0.60	8.100		
14.	MENDES	Beatriz	SC	2006	II	ADIEE/UDESC	2.2	3.2	5.40	31	2.2	4.2	6.40	18	2.3	3.6	5.90	38	3.5	2.9	6.40	4	41.800
							3.900	0.40	8.900		4.050	0	10.450		4.350	0	10.250		5.850	0.05	12.200		
15.	MELO	Amanda	RJ	2006	II	AABB Tijuca	2.9	4.3	7.20	6	2.2	5.4	7.60	21	2.2	5.5	7.70	21	1.8	2.4	4.20	34	41.750
							5.100	0	12.300		2.500	0.40	9.700		3.950	0	11.650		3.950	0.05	8.100		
16.	ARCE	Ana Carolina	AM	2008	II	Art's Gym Clube	2.6	2.2	4.80	25	2.0	3.5	5.50	33	2.9	3.1	6.00	36	3.6	2.4	6.00	8	39.950
							4.600	0	9.400		3.450	0.05	8.900		4.450	0	10.450		5.200	0	11.200		
17.	SANTANA	Sarah	SP	2006	II	Clube dos Empregados da Petrobras	2.4	3.4	5.80	29	3.0	5.2	8.20	15	3.4	4.4	7.80	37	3.3	2.7	6.00	16	39.750
							3.350	0	9.150		2.450	0	10.650		2.600	0	10.400		3.600	0.05	9.550		


Place	Surname	Name	Repr.	Year	Level	Coach	○				●				II				Ⓟ				Σ
							DB E	DA P	D Total	#	DB E	DA P	D Total	#	DB E	DA P	D Total	#	DB E	DA P	D Total	#	
18.	SANTOS	Heloisa	 SP	2006	II	TRYADE	2.8 3.650	3.9 0.05	6.70 10.300	21	1.9 3.550	4.9 0.05	6.80 10.300	19	2.5 3.600	4.7 0	7.20 10.800	30	2.4 3.600	2.0 0	4.40 8.000	36	39.400
19.	MORIYAMA	Yumi	 PR	2008	II	UNOPAR	2.2 5.900	4.2 0	6.40 12.300	5	1.2 2.650	4.1 0.05	5.30 7.900	40	2.8 2.550	3.2 0	6.00 8.550	60	3.0 4.250	2.8 0	5.80 10.050	12	38.800
20.	SILVA	Paula Rafaela	 DF	2007	II	CASSAB	1.5 4.100	2.4 0.05	3.90 7.950	47	2.0 2.550	4.4 0	6.40 8.950	32	2.7 4.450	4.0 0	6.70 11.150	26	2.2 5.200	2.6 0	4.80 10.000	13	38.050
21.	TORRES	Isabella	 DF	2008	II	CASSAB	2.3 3.800	3.4 0.60	5.70 8.900	32	1.3 2.150	4.0 0	5.30 7.450	45	2.8 4.750	4.5 0	7.30 12.050	17	2.9 3.700	2.8 0.30	5.70 9.100	23	37.500
22.	SOUZA	Anna Luisa	 SE	2008	II	Club Sportivo Sergipe	2.3 4.100	3.2 0	5.50 9.600	23	2.2 3.150	4.2 0	6.40 9.550	22	2.1 3.700	2.9 0	5.00 8.700	58	2.4 4.500	2.6 0	5.00 9.500	17	37.350
22.	MARIANO	KeilLa	 SE	2006	II	Cris Vital GR Club	3.2 4.950	3.4 0	6.60 11.550	10	1.0 2.250	5.1 0	6.10 8.350	35	2.6 2.650	3.7 0	6.30 8.950	53	2.6 3.900	2.0 0	4.60 8.500	29	37.350
24.	CICARELLI	Beatriz	 SP	2006	II	FAE Osasco	1.9 3.650	2.9 0	4.80 8.450	42	2.6 1.950	3.3 0	5.90 7.850	41	2.8 3.150	5.3 0	8.10 11.250	24	2.4 3.400	3.6 0	6.00 9.400	20	36.950
25.	CAMINHA	Maria Paula	 BA	2008	II	CETGYM	2.6 4.050	2.3 0.30	4.90 8.650	38	2.0 3.650	4.4 0	6.40 10.050	20	2.9 3.850	2.9 0	5.80 9.650	46	2.8 3.550	1.8 0	4.60 8.150	33	36.500
25.	NOVAIS	Giovanna	 SP	2006	II	FAE Osasco	2.6 4.850	2.9 0	5.50 10.350	20	1.4 1.800	3.3 0	4.70 6.500	56	3.3 3.850	3.9 0	7.20 11.050	27	3.1 3.600	1.9 0	5.00 8.600	28	36.500
27.	CLEMENTINO	Raissa	 SP	2008	II	TRYADE	2.1 3.800	2.9 0.10	5.00 8.700	37	1.4 2.150	3.2 0.05	4.60 6.700	52	2.1 3.000	4.3 0	6.40 9.400	49	2.0 5.900	3.8 0.05	5.80 11.650	6	36.450
27.	CAETANO	Maria Fernanda	 BA	2007	II	CETGYM	2.4 3.300	1.6 0.30	4.00 7.000	53	2.1 2.350	3.7 0	5.80 8.150	38	3.1 5.100	3.7 0	6.80 11.900	19	2.9 4.800	1.7 0	4.60 9.400	18	36.450
29.	SIQUEIRA	Isabella	 SE	2006	II	CT Thalyta Almeida	2.3 4.050	3.0 0	5.30 9.350	27	2.5 3.550	5.9 0	8.40 11.950	8	3.0 4.200	3.8 0	6.80 11.000	28	1.2 1.450	1.3 0	2.50 3.950	67	36.250
30.	MENDES	Heloisa	 SC	2006	II	ABGR	2.4 2.850	2.9 0	5.30 8.150	45	2.5 2.550	4.5 0	7.00 9.550	23	2.8 2.700	3.3 0	6.10 8.800	56	3.2 3.800	2.7 0	5.90 9.700	14	36.200
31.	GIMENES	Maria Eduarda	 SC	2006	II	AGIN	1.7 2.500	3.3 0.35	5.00 7.150	51	0.5 1.100	4.6 0.30	5.10 5.900	62	2.6 5.050	6.0 0.05	8.60 13.600	7	2.4 4.300	2.7 0	5.10 9.400	19	36.050
32.	SILVA	Anita Jolly	 SC	2007	II	ADIEE/UDESC	2.4 4.000	2.1 0	4.50 8.500	40	1.6 1.150	4.8 0	6.40 7.550	44	3.0 3.950	2.8 0	5.80 9.750	41	3.0 4.600	2.6 0	5.60 10.200	11	36.000
33.	BESSA	Julia	 RN	2008	II	AGINAT	2.0 3.300	3.8 0.35	5.80 8.750	36	3.1 2.250	3.9 0.05	7.00 9.200	25	2.7 4.200	5.7 0.05	8.40 12.550	12	0.9 3.400	1.1 0	2.00 5.400	57	35.900
34.	BATISTA	Anna Marta	 BA	2008	II	CETGYM	1.9 4.300	2.0 0	3.90 8.200	43	2.2 3.150	3.2 0	5.40 8.550	34	2.5 4.300	3.8 0	6.30 10.600	33	2.8 3.900	1.6 0	4.40 8.300	30	35.650
35.	ALMEIDA	Sofia	 RS	2008	II	SOGIPA	2.7 5.350	2.9 0	5.60 10.950	13	2.3 2.150	2.6 0.60	4.90 6.450	58	3.1 3.850	2.9 0	6.00 9.850	40	2.5 3.400	2.3 0	4.80 8.200	31	35.450










Place	Surname	Name	Repr.	Year	Level	Coach	○				●				II				Ⓟ				Σ
							DB E	DA P	D Total	#	DB E	DA P	D Total	#	DB E	DA P	D Total	#	DB E	DA P	D Total	#	
36.	SANTOS	Lorena	 SE	2008	II	CT Thalyta Almeida	1.8 4.100	2.9 0	4.70 8.800	34	1.0 2.850	5.1 0	6.10 8.950	31	2.3 5.250	3.2 0	5.50 10.750	31	2.1 3.400	1.2 0	3.30 6.700	44	35.200
37.	AVILA	Kendra	 SC	2008	II	AGIBLU	1.9 3.300	3.6 0.30	5.50 8.500	41	2.2 3.150	4.1 0.05	6.30 9.400	24	2.9 4.600	3.7 0	6.60 11.200	25	1.9 2.250	1.8 0	3.70 5.950	49	35.050
38.	SANTOS	Julia	 BA	2008	II	GORBA	3.0 4.800	2.8 0	5.80 10.600	17	1.9 1.550	3.3 0	5.20 6.750	50	3.5 4.450	3.6 0	7.10 11.550	22	1.9 2.850	0.8 0	2.70 5.550	53	34.450
39.	FRANCO	Mariana	 SE	2006	II	Club Sportivo Sergipe	2.6 4.050	4.3 0	6.90 10.950	14	0.7 0.400	3.5 0	4.20 4.600	67	2.5 3.500	4.0 0.05	6.50 9.950	39	2.2 4.300	2.4 0	4.60 8.900	25	34.400
40.	ANDRADE	Giulia	 SP	2008	II	Colégio Ábaco	2.5 3.350	3.9 0.30	6.40 9.450	24	1.2 3.400	2.8 0	4.00 7.400	46	2.5 2.700	4.3 0	6.80 9.500	47	2.2 3.700	1.4 0	3.60 7.300	40	33.650
41.	FERNANDES	Maria Clara	 SP	2007	II	FAE Osasco	2.5 4.550	3.5 0	6.00 10.550	18	1.7 3.300	4.1 0	5.80 9.100	28	2.6 1.850	3.8 0.30	6.40 7.950	64	2.3 1.750	1.5 0	3.80 5.550	54	33.150
42.	AGUION	Giulia	 SP	2006	II	Clube Espéria	2.2 4.250	2.8 0	5.00 9.250	28	2.2 2.550	4.4 0	6.60 9.150	27	2.1 3.250	3.3 0	5.40 8.650	59	1.0 2.200	2.7 0	3.70 5.900	50	32.950
43.	SILVA	Gabriela Maria	 PR	2008	II	Associação Toledana de GRD	1.9 4.950	4.1 0.05	6.00 10.900	15	1.1 2.000	3.0 0	4.10 6.100	61	2.4 3.650	3.7 0	6.10 9.750	42	1.6 2.250	1.6 0.05	3.20 5.400	58	32.150
44.	SILVA	Ana Julia	 SE	2007	II	Club Sportivo Sergipe	2.3 2.900	2.9 0.30	5.20 7.800	49	1.9 1.750	3.4 0.15	5.30 6.900	49	2.1 3.550	3.5 0	5.60 9.150	51	2.8 3.400	1.7 0	4.50 7.900	37	31.750
45.	ANDREAZZI	Isa Bella	 SP	2008	II	Colégio Ábaco	2.1 2.800	2.4 0	4.50 7.300	50	1.8 3.850	2.5 0	4.30 8.150	37	2.6 4.050	5.0 0	7.60 11.650	20	1.7 2.100	0.8 0	2.50 4.600	62	31.700
46.	PREMOLI	Isabela	 SC	2008	II	Mampituba	2.6 3.850	1.7 0	4.30 8.150	44	1.9 2.450	2.7 0	4.60 7.050	48	2.6 3.550	3.6 0	6.20 9.750	43	1.5 3.900	1.0 0	2.50 6.400	47	31.350
47.	SOUZA	Yasmin	 PA	2006	II	CG do Pará	3.0 3.950	1.9 0	4.90 8.850	33	1.8 2.300	3.0 0	4.80 7.100	47	1.5 3.000	2.5 0	4.00 7.000	68	2.4 3.750	2.0 0	4.40 8.150	32	31.100
48.	BARRETO	Julia	 ES	2008	II	Lorena Sartori Excellence	2.0 3.650	2.9 0	4.90 8.550	39	1.4 2.500	2.8 0	4.20 6.700	51	2.6 3.400	3.7 0	6.30 9.700	44	2.1 2.550	1.7 0.30	3.80 6.050	48	31.000
49.	CAMPOS	Adrielly	 SP	2007	II	TRYADE	2.1 3.600	2.2 0.05	4.30 7.850	48	2.0 2.650	4.5 0.05	6.50 9.100	29	2.8 3.100	3.8 0	6.60 9.700	45	1.9 1.400	0.9 0	2.80 4.200	65	30.850
50.	ALMEIDA	Gabrielly	 PR	2006	II	Colégio Anjos Custódios	2.2 3.050	2.8 0	5.00 8.050	46	1.0 1.800	3.7 0	4.70 6.500	56	2.0 3.100	3.0 0.05	5.00 8.050	63	2.1 3.600	2.2 0.05	4.30 7.850	38	30.450
51.	COLONO	Amanda	 SP	2006	II	Colégio Ábaco	1.8 1.950	1.8 0	3.60 5.550	63	1.3 1.850	3.0 0	4.30 6.150	59	2.2 3.300	5.2 0	7.40 10.700	32	2.0 3.450	1.8 0	3.80 7.250	42	29.650
52.	LINO	Vitoria	 SC	2006	II	Mampituba	2.4 2.350	1.3 0.30	3.70 5.750	61	1.4 3.400	3.3 0	4.70 8.100	39	2.4 2.900	2.8 0	5.20 8.100	62	1.8 4.350	1.4 0	3.20 7.550	39	29.500
53.	CHICARINO	Maria Paula	 SP	2007	II	Clube Espéria	1.9 4.600	2.9 0	4.80 9.400	25	1.2 0.650	4.7 0	5.90 6.550	55	2.1 3.350	2.9 0	5.00 8.350	61	1.4 2.350	1.4 0	2.80 5.150	59	29.450



Place	Surname	Name	Repr.	Year	Level	Coach	○				●								⊗				Σ
							DB E	DA P	D Total	#	DB E	DA P	D Total	#	DB E	DA P	D Total	#	DB E	DA P	D Total	#	
54.	SILVA	Letícia	 PR	2006	II	Tuiuti	2.3 1.750	0.8 0.30	3.10 4.550	69	2.3 3.450	3.4 0	5.70 9.150	26	2.6 2.550	3.8 0	6.40 8.950	54	1.4 1.900	1.3 0	2.70 4.600	63	27.250
55.	LIMA	Isabele	 SC	2008	II	Mampituba	2.0 2.700	0.9 0.30	2.90 5.300	65	1.8 3.050	2.9 0	4.70 7.750	42	2.7 4.250	2.3 0	5.00 9.250	50	1.1 3.100	0.7 0	1.80 4.900	61	27.200
55.	BARBI	Vitória	 SC	2008	II	ABGR	2.1 1.750	1.5 0.45	3.60 4.900	67	1.7 2.200	4.3 0	6.00 8.200	36	2.4 1.700	2.7 0	5.10 6.800	70	2.1 3.200	2.0 0	4.10 7.300	41	27.200
57.	VASCONCELOS	Helena	 SE	2008	II	CT Thalyta Almeida	1.9 3.050	1.9 0	3.80 6.850	56	1.6 2.900	1.6 0	3.20 6.100	60	2.3 3.500	3.0 0	5.30 8.800	55	1.4 3.400	0.2 0	1.60 5.000	60	26.750
58.	MONTILLA	Alejandra	 PR	2008	II	Clube Agir		0	0	73	2.0 4.950	5.5 0.05	7.50 12.400	4	3.5 5.500	4.7 0	8.20 13.700	6		0	0	70	26.100
59.	ALHO	Raicca Gabriela	 AM	2007	II	Art's Gym Clube	1.9 2.050	2.2 0	4.10 6.150	58	1.0 0.200	1.9 0	2.90 3.100	73	2.6 4.100	2.7 0	5.30 9.400	48	2.4 2.300	2.3 0	4.70 7.000	43	25.650
60.	SANTANA	Manuela	 SP	2007	II	Suzano FC	1.1 1.900	1.5 0	2.60 4.500	70	0.9 2.100	3.6 0	4.50 6.600	54	2.8 2.950	3.0 0	5.80 8.750	57	1.8 2.750	1.2 0.05	3.00 5.700	51	25.550
60.	ANDRADE	Yanne Rebeca	 SE	2008	II	CT Thalyta Almeida	2.0 3.200	2.0 0.10	4.00 7.100	52	1.9 1.650	4.0 0	5.90 7.550	43	2.1 5.100	3.7 0	5.80 10.900	29		0	0	70	25.550
62.	MACHADO	Maria Eduarda	 SP	2006	II	Suzano FC	2.0 3.050	1.3 0	3.30 6.350	57	0.9 1.350	3.5 0.30	4.40 5.450	64	1.9 1.600	2.3 0.60	4.20 5.200	72	2.0 2.800	1.9 0	3.90 6.700	45	23.700
63.	MARCINIAK	Isabelle	 PR	2007	II	Clube Agir		0	0	73	2.0 4.050	5.7 0	7.70 11.750	9	2.6 3.550	4.4 0	7.00 10.550	35		0	0	70	22.300
64.	RODRIGUES	Caroline	 PR	2008	II	Clube Agir		0	0	73	2.6 3.350	5.4 0	8.00 11.350	11	2.5 3.850	4.2 0	6.70 10.550	34		0	0	70	21.900
65.	BERTOLO	Valentina	 RS	2007	II	SOGIPA		0	0	73		0	0	75	3.0 5.350	4.1 0	7.10 12.450	14	2.8 4.000	2.1 0	4.90 8.900	26	21.350
66.	CARMO	Sarah	 SP	2006	II	SERC		0	0	73	1.2 1.000	3.5 0	4.70 5.700	63	2.5 2.150	3.2 0.10	5.70 7.750	65	1.8 3.350	1.4 0	3.20 6.550	46	20.000
67.	RIBEIRO	Victoria	 RJ	2008	II	AABB Tijucas	2.3 2.750	1.3 0.30	3.60 6.050	60	1.9 2.600	2.1 0	4.00 6.600	53	2.5 2.750	1.8 0	4.30 7.050	67		0	0	70	19.700
68.	ANDRADE	Maria Vitoria	 BA	2007	II	ADE	1.2 2.700	1.5 0	2.70 5.400	64	0.9 0.500	2.0 0.05	2.90 3.350	71	2.5 2.600	3.0 0.60	5.50 7.500	66	2.4 1.050	0.6 0.90	3.00 3.150	68	19.400
69.	IORIO	Mariana	 RJ	2008	II	AABB Tijucas	1.7 3.300	2.2 0.30	3.90 6.900	55		0	0	75	3.1 4.400	4.7 0	7.80 12.200	16		0	0	70	19.100
70.	LOBO	Marcely	 PA	2008	II	CG do Pará	1.5 2.400	1.3 0	2.80 5.200	66	1.8 0.250	2.0 0	3.80 4.050	69	2.0 1.350	0.7 0	2.70 4.050	74	1.8 2.700	1.0 0	2.80 5.500	55	18.800
71.	BARBOSA	Vitoria	 BA	2007	II	Gym Clube	1.7 2.000	0.9 0	2.60 4.600	68	0.8 0.950	1.4 0	2.20 3.150	72	2.1 1.650	2.0 0.05	4.10 5.700	71	1.1 1.950	0.9 0	2.00 3.950	66	17.400



Place	Surname	Name	Repr.	Year	Level	Coach	○				●				II				⊗				Σ
							DB E	DA P	D Total	#	DB E	DA P	D Total	#	DB E	DA P	D Total	#	DB E	DA P	D Total	#	
71.	GUASTTI	Maria Cecília	 BA	2007	II	ADE	1.6 2.150	1.8 0	3.40 5.550	62	1.2 1.300	2.7 0	3.90 5.200	65	1.7 0.500	2.4 0	4.10 4.600	73	0.6 0.950	0.5 0	1.10 2.050	69	17.400
73.	GOIS	Maria Beatriz	 SE	2006	II	CT Thalyta Almeida	1.7 1.750	0.9 0	2.60 4.350	71	1.2 0.100	2.7 0	3.90 4.000	70	2.2 2.150	2.6 0	4.80 6.950	69	0	0	0	70	15.300
74.	TORELLI	Julia	 SP	2008	II	Clube Espéria	0	0	0	73	0	0	0	75	2.3 3.150	3.6 0	5.90 9.050	52	1.4 2.750	1.5 0.05	2.90 5.600	52	14.650
75.	PINHEIRO	Sara Hadassa	 PA	2007	II	CG do Pará	1.7 0.300	0.2 0.35	1.90 1.850	72	0.6 0.950	0.8 0	1.40 2.350	74	1.4 1.400	0.6 0	2.00 3.400	75	1.9 1.600	0.8 0	2.70 4.300	64	11.900
76.	NAVARRO	Barbara	 SP	2006	II	Clube Espéria	2.3 3.350	1.3 0	3.60 6.950	54	1.5 1.400	2.0 0	3.50 4.900	66	0	0	0	76	0	0	0	70	11.850
77.	TESTE 01	01					2.1 5.800	2.1 0	4.20 10.000	22	0	0	0	75	0	0	0	76	0	0	0	70	10.000
78.	CARVALHO	Julia	 RJ	2006	II	AABB Tijucas	0	0	0	73	1.8 0.500	2.5 0.30	4.30 4.500	68	0	0	0	76	1.3 2.650	1.5 0	2.80 5.450	56	9.950
79.	COUTO	Brunna	 SP	2006	II	SERC	1.4 3.650	3.7 0	5.10 8.750	35	0	0	0	75	0	0	0	76	0	0	0	70	8.750

Generated by sporttech.io official scoring system at **Aug 14, 2021 7:00:54 PM**. Live results at www.sporttech.io/explore.

Av. Dr. Edézio Vieira de Melo, nº419 - Bairro Suissa
CEP: 49050-240 | Aracaju, SE - Brasil
Tel: + 55 79 32111206 | 32111207
www.cbginastica.com.br

